

Central Rally

Aichi/Gifu 2019
7-10 NOVEMBER

Rally Japan 2020 へ向け
いよいよ道が開かれる!



RALLY GUIDE 2



This Rally Guide 2 has no regulatory power, except if referred to specifically in the Supplementary Regulations or Official Notice and therefore should be used as a guide only.

For regulations, please follow 2019 FIA Regional Rally Sporting Regulations, 2019 JAF National Sporting Regulations, Central Rally Aichi / Gifu 2019 Rulebook, and any Official Notice that may be issued.

1	About the Event		11	Accommodation Bookings	20
1	About the Event	4	12	Reconnaissance and GPS Tracking	
1.1	What is Central Rally Aichi / Gifu?	5	12.1	Reconnaissance Schedule	21
1.2	The Host Cities – Aichi and Gifu	6	12.2	Reconnaissance Vehicle	21
1.3	Event Concept	7	12.3	Reconnaissance Tyres	21
2	Contact Details		12.4	Rules for Crew to Observe	21
2.1	Permanent Secretariat	8	12.5	Traffic Controls	21
2.2	Rally HQ	8	12.6	GPS Tracking Device	22-23
2.3	Media Relations and Media Accreditation	8	13	Scrutineering / Sealing, Marking & Advertising	
2.4	Organisers	8	13.1	Scrutineering	24-25
2.5	Officers and Officials	9	13.2	Post Event Scrutineering	25
3	Programme		13.3	Advertising and Rally Plate	25
3.1	Schedule Before the Rally	10	14	Shakedown	25
3.2	Schedule During the Rally	11	15	Start of the Rally	26
4	Entry Details		16	Finish of the Rally	26
4.1	Eligible Cars	12	17	PR Activities	
4.2	Conditions and Number of Entrants Accepted	12	17.1	Press Conference	26
4.3	Opening / Closing Date for Entries	12	17.2	Opening Ceremony and Photocall	26
4.4	Where to Make an Entry	12	17.3	Ceremonial Start	26
4.5	Entry Procedure	13	17.4	Ceremonial Finish	26
4.6	Entry Fees	13	18	Media Accreditation	26
4.7	Entry Package	13	19	Credentials and Car Passes	27
4.8	Entry to JSR	13	20	Medical and Safety Services	
4.9	Test Run	14	20.1	Emergency Numbers	28
4.10	Accommodation	14	20.2	Hospitals	28
4.11	Payment	14	20.3	Pharmacies	28
4.12	Refund Policy	14	20.4	Towing Services	28
5	Service Park		21	List of Facilities	
5.1	Service Park Location	15	21.1	Hotels	29-30
5.2	Service & Auxiliary Vehicles	15	21.2	Other Facilities	30-32
5.3	Restrictions on Ground Surface	15	22	Other Information	
5.4	Access to the Service Park	15	22.1	Special Stages	33
5.5	Retirements and Re-starts	15	22.2	Hospitality Lounge	33
5.6	Available Services	16	22.3	Sponsorship Enquiries	33
6	Two-way Radios	16		Appendix	
7	Fuel / Tyres		1	Itinerary	34-35
7.1	Fuel	16	2	Reconnaissance Schedule	36
7.2	Tyres	16	3	Competitors Relations Officer (CRO)	36
8	Importing Vehicle / Parts and Driving in Japan		4	Competition Numbers and Advertising	37
8.1	Japanese Traffic Law / Customs Clearance	17	5	Safety Equipment	38
8.2	Regulations on Cars	17-18	6	Start Signal Sequences	39
8.3	Driving in Japan	18	7-1	Route Map (provisional)	40
8.4	Insurance	18-19	7-2	HQ and Service Park Layout	41-42
8.5	Traffic Rules Unique to Japan	19			
9	Helicopters	20			
10	Hospitality Arrangements	20			

Name of the Event	Central Rally Aichi / Gifu 2019
Visa Numbers	FIA VISA No. 1.00043360 JAF VISA No. 2009-0029
Dates	7 - 10 November 2019
Type of Competition	Special Stage Rally
Surface	Tarmac
Number of SS / Distance	Approx. 130 kilometres with 14 Special Stages
Promoter	Rally Japan Management Office (c/o SAN's Inc.)
Organisers	JAF authorized clubs: Mazda Sports Car Club (MSCC) and Toyota Motorsports Club (TMSC) JAF members: NPO MOSCO and SAN's Inc.
Co-Hosts (TBC)	Aichi Prefecture, Okazaki City and Ena City
Auspices	Japan Tourism Agency

1.1 What is Central Rally Aichi/Gifu?

Central Rally
Aichi/Gifu 2019



In aspirations of the return of Rally Japan to the FIA World Rally Championship (WRC), WRC Japan Round Bid Committee was formed around SAN's Inc. in January 2018. Since then, we have been exerting every effort for successful bid to host Rally Japan in 2020. Rally Japan will take place in a mountainous area extending across two prefectures in the Chubu region, Aichi and Gifu, with the Expo Park (a.k.a. Morikoro Park) in Nagakute City, Aichi to be the key rally venue.

With Rally Japan now roughly a year away, we will be having a test rally event "Central Rally Aichi / Gifu 2019" in November using some of the planned route and facilities of Rally Japan. This attempt is not only a vital opportunity to train all rally officials, but is an effective promotional activity to get more people interested in Rally Japan.

Central Rally Aichi / Gifu 2019 is a non-championship tarmac rally streaking through the intermontane area in Mikawa (north-eastern Aichi) and the Tono area (south-eastern Gifu) - the heart of nature's bounty - featuring the Expo Park as the centre of the rally. The area is where the ever-popular Shinshiro Rally takes place annually exciting huge spectators to fever pitch. We are confident in showing you the world-class performance in the area where rally is deeply entrenched in.

Central Rally Aichi / Gifu 2019 sure is the event to give you a taste of Rally Japan.

Rally Japan Management Office

With a view to Rally Japan returning to the WRC after a 10-year absence, we have appointed Aichi and Gifu as the host cities for many good reasons. Firstly, the Chubu region is one of Japan's leading industrial areas and it actually is the capital of the automotive industry. The WRC participant Toyota Motor Corporation has its headquarters in Toyota City, Aichi, which turned the surrounding area into a major manufacturing centre with many SMEs from the supporting industries. Just looking at the regional features, you will understand that the area is the right venue for the WRC packed with advanced automotive technologies.

On top of this, Aichi and Gifu are the cities that have been hosting two signature rally competitions. One is Shinshiro Rally (Shinshiro City, Aichi) where more than 50,000 spectators constantly flock to, and the other is L1 Rally (Ena City, Gifu) opens to women drivers only. The Aichi / Gifu area is imbued with the rally culture having a lot of enthusiastic fans.

The host cities, meanwhile, have much to offer to tourists. The rally gateway Nagoya is well known for many heritage attractions including Nagoya Castle and Atsuta-Jingu Shrine; the east side of the area has plentiful historical interest such as ancient battlefields, post towns and castles; and some very Japanese rustic landscape as typified by rice terraces and tree-lined roads can be spellbinders. Rally Japan, to be held in the area with these rich tourism resources, must entice both domestic and overseas fans into the event.

More importantly, Rally Japan will be centred around the Expo Park (a.k.a. Morikoro Park) which is particularly advantageous. Located in a forested area in Nagakute, it was the venue for the Expo 2005 – the environmental expo themed on "Nature's Wisdom". As the Service Park, Rally HQ, Rally Park (exhibition area) as well as the SSS on a cycling road can be aggregated in one place, the Morikoro Park is a perfect venue as if it was made for the WRC. The all-in-one rally venue like this is rarely seen elsewhere.

We have been receiving powerful support for the bid campaign from Aichi, Gifu, the local governments and the neighbourhood residents. The Governor of Aichi, Mr. Hideaki Ohmura, and the Governor of Gifu, Mr. Hajime Furuta, give us a tremendous boost to host Rally Japan as well as Central Rally Aichi / Gifu 2019 to further its bid for inclusion in the 2020 WRC calendar.

Central Rally Aichi / Gifu 2019 is the event in which the organisers, promoters and local governments all join forces to create an exciting opportunity. It should satisfy the expectations of all the rally fans.



Central Rally Aichi / Gifu 2019 is a test event to serve as the run-up to the FIA World Rally Championship "Rally Japan" 2020. This is primarily intended as a dry run to check the planned route, facilities, medical and rescue framework. While at the same time we will be inviting some works teams currently at the forefront of the WRC to take part in this event, and consequently the genuine WR cars will give spectacular performances to many fans visiting Central Rally Aichi / Gifu 2019 as the Rally Japan's pre event. Thus, this is the training event for the promoter/organisers and, at the same time, a warm-up rally for the fans.

To get practical experience for running the WRC in 2020, the Expo Park (Morikoro Park) will be identified as the main venue of Central Rally Aichi / Gifu 2019 where Super Special Stages will take place. On top of this, with the cooperation of Okazaki City, we will undertake to have another SSSs in the Okazaki Central Park where Okazaki City hosts "Okazaki Kurumatsuri (car festival)" on the same day. We are trying to work out a programme for as many fans as possible to fully enjoy the rally throughout the weekend.

Starting from the Expo Park, the Special Stages take place in Aichi and eastern Gifu. The rally gets underway on Saturday in Nukada (eastern Aichi) and forest roads around Mikawako (Lake Mikawa), where the Shinshiro Rally is held, followed by a Super SS as a Gallery Stage at around noon in the Okazaki Central Park. The Day 2 starts in Akechi (Gifu), Inabu and Shitara (Aichi), and eventually the rally heads for the cycling road in the Morikoro Park to have another Super SS (Gallery Stage) at around noon.

The Special Stages are mostly brand-new courses that have never been used in past rally competitions. For this reason, the test rally should be of great significance for teams and drivers who are now considering to take part in Rally Japan 2020. Central Rally Aichi / Gifu 2019 is obviously a good opportunity for the WRC manufacturers who already have determined to participate in the competition. At the same time, we expect a lot of reconnaissance-only participants from overseas as well.

2.1 Permanent Secretariat

Rally Japan Management Office (c/o SAN's Inc.)

Shinjuku Eastside Square 7/F, 6-27-30 Shinjuku, Shinjuku-ku, Tokyo 160-8469

Phone: 03 6897 4823 Fax: 03 6897 4840

E-mail: info@rally-japan.jp

www.rally-japan.jp

2.2 Rally HQ

Multipurpose Room 2, Global Centre, Expo Park (Morikoro Park)

1533-1 Otsu, Ibaragabasama, Nagakute, Aichi 480-1342

Phone: 0561 61 0880

www.aichi-koen.com/moricoro/

2.3 Media Relations and Media Accreditation

Rally Japan Media Relations Office (c/o SAN's Inc.)

Shinjuku Eastside Square 7/F, 6-27-30 Shinjuku, Shinjuku-ku, Tokyo 160-8469

Phone: 03 6897 4823 Fax: 03 6897 4840

E-mail: media@rally-japan.jp

www.rally-japan.jp

Members of the press wishing to cover "Central Rally Aichi / Gifu 2019" are asked to pre-register online. Visit Rally Japan website "MEDIA" page between 15 Oct and 31 Oct to apply for media accreditation.

2.4 Organisers

◆ **Mazda Sports Car Club (MSCC)**

c/o Kojima Aluminium, 6-24-9 Shimouma, Setagaya Tokyo 154-0002

Phone: 03 3414 0176 Fax: 03 3414 0472

www.mazdasportscarclub.jp

◆ **Toyota Motorsports Club (TMSC)**

Toyota Kudan Building B1, 2-3-18 Kudanminami, Chiyoda Tokyo 102-0074

Phone: 03 3221 9950 Fax: 03 3221 9924

<http://toyota-motorsports-club.jp>

◆ **NPO MOSCO**

96-5 Imai, Tsumagoi, Agatsuma Dist. Gunma 377-1521

Phone: 0277 20 4633 Fax: 0278 66 1000

www.n-mosco.com

◆ **SAN's Inc.**

Shinjuku Eastside Square 7/F, 6-27-30 Shinjuku, Shinjuku-ku, Tokyo 160-8469

Phone: 03 6897 4823 Fax: 03 6897 4840

www.sans-inc.net

2.5 Central Rally Aichi / Gifu 2019 Officers and Officials (TBC)

Central Rally
Aichi / Gifu 2019



Chairpersons and Advisors

Honourary Chairpersons	Hideaki OHMURA (Governor of Aichi Prefecture) Hajime FURUTA (Governor of Gifu Prefecture)
Honourary Advisor	Keiji FURUYA (member of the House of Representatives)

Organising Committee

Chairperson	Masaharu SAKAI (SAN's)
Members	Toshinori NISHII (MSCC) Akira ENDO (MSCC) Masanori SEKIYA (TMSC) Nobuhide TACHI (TMSC) Koji TAKAHASHI (SAN's) Haruo TAKAKUWA (MOSCO)

Stewards of the Meeting

Chief Steward	Indradjit SARDJONO (IDN)
Stewards	Sadaaki SHICHITA Takahisa OGUCHI

Senior Officials

Clerk of the Course	Sadatoshi ANDO (COC)
Deputy Clerk of the Course	Kunio ICHIKAWA (DCOC)
Assistant Clerk of the Course, Route	Shigeyuki GOTO
Assistant Clerk of the Course, Results	Naoki KUROSAKI
Chief Technical Officer	Hajime HOSHINO
Secretary General	Mikio Horiguchi
Secretariat	Koji TAKAHASHI (SAN's) Yoshiyuki SUNAGA (SAN's) Hiroki KOBAYASHI (SAN's)
Media Officer, National	Masakazu NAGANO (SAN's)
Medical Director	Hiroshi TAKAHASHI
Chief Medical Officer	Yasushi AOYAMA (acute care physician)
Medical Officers	Takanori KAMITANI (surgeon) Hitoshi ATOMI (surgeon)
Service Park Coordinator	Jun'ichi FUKUI (SAN's)
Regroup Coordinator	Hiroyasu SONODA
Competitors Relations Officer	Naoto MARUYAMA

3.1 Schedule Before the Rally

Friday 30 August

09:00 Publication of Supplementary Regulations Website

Friday 20 September

09:00 Opening Date for Entries Permanent Secretariat

Wednesday 10 October

09:00 Publication of Rally Guide 2 Website

Tuesday 15 October

09:00 Opening Date for Media Registrations Permanent Secretariat

Monday 21 October

21:00 Closing Date for Entries Permanent Secretariat

Monday 28 October

21:00 Publication of Approved Entry List Website

Thursday 31 October

21:00 Closing Date for Media Registrations Permanent Secretariat

Friday 1 November

09:00 Issuing of the Road Book and Route Map Permanent Secretariat

3.2 Schedule During the Rally

Wednesday 6 November

09:00	Opening of Rally Headquarter (HQ)	Rally HQ, Expo Park
10:00 – 15:00	Test Run	Cycling Road, Expo Park
12:00	Opening of Official Notice Board	Rally HQ Entrance
15:00 – 19:30	Administrative Checks & Reconnaissance Registrations #1 Collection of Road Book & Rally Plate	Rally HQ, Expo Park
19:30	Closing of Rally HQ	Rally HQ, Expo Park

Thursday 7 November

08:00	Opening of Rally HQ	Rally HQ, Expo Park
08:00 – 09:00	Administrative Checks & Reconnaissance Registrations #2 Collection of Road Book & Rally Plate	Rally HQ, Expo Park
08:30 – 19:00	Reconnaissance #1	
15:00 – 19:00	Media Accreditation #1	Media Centre
16:00 – 19:00	Registrations of Service #1	Rally HQ, Expo Park
17:00 –	Opening of Service Park	Service Park, Expo Park
19:30	Closing of Rally HQ	Rally HQ, Expo Park

Friday 8 November

05:00	Opening of Rally HQ	Rally HQ, Expo Park
07:00 – 11:00	Registrations of Service #2	Rally HQ, Expo Park
07:00 – 13:30	Reconnaissance #2	
10:00 – 16:00	Scrutineering	Scrutineering Garage, Expo Park
13:00 – 14:00	Media Accreditation #2	Media Centre
14:00 –	Media Briefing	Media Centre
16:00 – 17:00	Shakedown (for those appointed by the organiser)	Reverse Short, Expo Park SS
16:30 –	Stewards' Meeting	Stewards Office
16:45	Publication of Start List	Official Notice Board · Website
17:00 –	Media Conference	Media Centre (TBC)
17:30 –	Opening Ceremony & Photocall	Expo Park (TBC)
18:00 –	Ceremonial Start	Expo Park (TBC)
20:00	Closing of Rally HQ	Rally HQ, Expo Park

Saturday 9 November

06:30	Opening of Rally HQ	Rally HQ, Expo Park
07:30 –	Start of LEG1	TC0, Expo Park
17:33 – (TBC)	End of LEG1 (Parc Fermé)	Parc Fermé, Expo Park
20:30	Deadline for Re-start Applications	Rally HQ, Expo Park
20:30 (TBC)	Publication of Start List for LEG2	Official Notice Board · Website
21:00	Closing of Rally HQ	Rally HQ, Expo Park

Sunday 10 November

04:30	Opening of Rally HQ	Rally HQ, Expo Park
05:50 –	Start of LEG2	Parc Fermé, Expo Park
18:04 – (TBC)	Podium Ceremony	Rally Park, Expo Park (TBC)
18:10 – (TBC)	Final Scrutineering	Scrutineering Garage, Expo Park
19:00 (TBC)	Publication of Provisional Final Classification	Official Notice Board · Website
19:30 (TBC)	Publication of Final Classification	Official Notice Board · Website
21:00	Closing of Rally HQ	Rally HQ, Expo Park

4.1 Eligible Cars

4.1.1 International

Cars eligible to enter this class are those conforming to the 2019 FIA Regional Rally Sporting Regulations, Art. 4; and the 2019 FIA Regional Rally Sporting Regulations V4 (APRC), Art. 4 (incl. those eligible national/regional cars). Classes of cars will be shown on the 2019 FIA Regional Rally Sporting Regulations, Art. 4.

Classification: RC2, RGT, RC3, RC4 and RC5

4.1.2 Japan Super Rally Series (JSR) *non-championship event (not included in the season points)

4WD Class: Cars complying with 2019 FIA Regional Rally Sporting Regulations, Art. 4; or JSR

2WD Class: Cars complying with 2019 FIA Regional Rally Sporting Regulations, Art. 4; or JSR

4.1.3 National

Cars eligible to enter this class are R, RJ, RPN, AE and RF conforming to the 2019 JAF National Sporting Regulations, Volume 2 "Regulations on Rally Cars". Classes of cars are different from those of JRC. Details will be shown on the Supplementary Regulations.

Class 1	4WD cars over 2001cc
Class 2	2WD cars over 2001cc
Class 3	Cars up to 2000cc
Class 4	Cars up to 1500cc and AE AT cars

Other class: Cars other than above conforming to the 2019 JAF National Sporting Regulations, Volume 2 "Regulations on Rally Cars".

4.2 Conditions and Number of Entrants Accepted

All drivers and co-drivers of foreign nationals are required to have a valid international competition licence. Any licence holder whose licence has been issued outside Japan must obtain an authorisation from their ASN or an ASN's approval seal (stamp) on their entry form.

The maximum number of entrants will be 90. If more than 90 entries are received the Organiser reserves the right to refuse entries.

4.3 Opening / Closing Date for Entries (JST, GMT+9)

Entries must be made between 20 September at 9:00 and 21 October at 21:00.

4.4 Where to Make an Entry

Rally Japan Management Office (c/o SAN's Inc.)

Phone: 03 6897 4823 Fax: 03 6897 4840

E-mail: entry@rally-japan.jp

www.rally-japan.jp

4.5 Entry Procedure

Those wishing to take part in Central Rally Aichi/Gifu 2019 must register by completing the following forms and submit to Rally Japan Management Office before the closing date for entries. Registrations can be accepted via FAX or email only. No postal mail accepted.

Your signature required on the original copy of your entry form to be submitted in accordance with the 2019 FIA Regional Rally Sporting Regulations.

The entry will only be accepted if accompanied by the following documents.

- A set of entry forms
- Promotional information
- Entry booklet / a set of application forms (incl. test run application)
- Application form for on-board camera
- Photocopy of the vehicle inspection certificate (those registered in Japan)
- A Carnet de Passages en Douane from the ASN of which the vehicle is registered in (those temporarily imported to Japan)
- Photocopy of the automobile insurance policy valid for the rally competition or rally insurance application
- Image data of driver, co-driver and vehicle to take part in
- Participant agreement (must provide onsite at Administrative Checks)

4.6 Entry Fees (tax not included)

All entrants	210,000 JPY per car
Special rate for early registrants*	180,000 JPY per car

The fee above includes "4.7 Entry Packages (below)" and not accommodation and meal.

* Special rate is applicable to those who completed the entry procedure before 30 September.

4.7 Entry Package

Below are included in an Entry Package:

Reconnaissance Participation Fee	yes	Service Crew Pass	5
Rally Participation Fee	yes	Guest Pass	2
Road Book	2	Hospitality Lounge Pass	2
Route Map	2	Service Vehicle Pass	2
Official Programme	4	Team Vehicle Parking Permit	2
Entrant Pass	2	Service Park Space at Expo Park	5m×10m

* Please contact the Organiser for additional orders.

4.8 Entry to JSR (Japan Super Rally Series)

Entry to JSR can be made by filling in the entry form on the Entry Booklet. JSR in Central Rally Aichi/Gifu 2019 is a non-championship event thus points scored in this rally will not be included in the 2019 JSR series points. While at the same time this is an authorised class in this rally and the top 3 finishers will be entitled to the prizes.

4.9 Test Run

Participants in this rally may take part in a test run held at the cycling road in Expo Park on Wednesday 6 November between 10:00 and 15:00. Participation fee is 30,000JPY (plus tax) per car. Applications must be made along with your Central Rally Aichi/Gifu 2019 entry by filling in the Entry Booklet/Application Form.

4.10 Accommodation

Accommodation can be booked online through the below official hotel agency.

Book online by clicking on the link below:

<https://amarys-jtb.jp/crag2019/>

JTB Business Network Inc., Chubu MICE Centre
Global Gate 8/F, 4-60-12, Hiraike-cho, Nakamura-ku, Nagoya, Aichi, 453-6108 Japan
TEL: +81 (0)52 446 5099
E-mail: cub_mice@jbn.jtb.jp
Business Hours: 10:00 –17:00 (JST, Mon-Fri)

4.11 Payment

Entry fees, accommodation and any other fees must be paid by wire transfer to the account below. Please make your payment immediately upon making your entry.

Bank Details

Currency	Japanese Yen (JPY)
Name of the Bank	Resona Bank (0010)
Branch	Shintoshin Banking Dept.
Account No.	675-3492393
SWIFT Code	DIWAJPJT
City/Province	Shinjuku-ku, Tokyo
Country	Japan
Account Holder	SAN'S INC.

Payments must be made in Japanese Yen.
Any bank charges shall be borne by the sender.
No cheques accepted.

4.12 Refund Policy

Entry fees will be full refunded in case:

- 1) your entry has not been accepted; or
- 2) the rally has not taken place

* Those who are unable to take part in the rally due to unforeseen circumstances beyond his/her control (provided that his/her ASN gives legitimacy to the non-participation) will receive 50% refund.

5.1 Service Park Location

The Service Park will be located at the North Car Park in Expo Park (Morikoro Park).

1533-1 Otsu, Ibaragabasama, Nagakute, Aichi 480-1342

GPS: 35°10.35.9' N – 137°05.14.1' E

The roads in there are surfaced with asphalt.

5.2 Service & Auxiliary Vehicles

Only service vehicles (identified with a Service Plate issued by the Organiser) are allowed to access to the Service Park. Service vehicles are only allowed to set-up at times according to access times for set-up section. Any vehicle accessing to the Auxiliary parking area must carry an Auxiliary Plate. Additional Auxiliary Plates may be ordered by contacting the Administrative Office. An extra Auxiliary Plate is 30,000JPY. Only one service vehicle per crew is allowed in the Service Park. Auxiliary vehicles are not allowed to enter the Service Park.

5.3 Restrictions on Ground Surface

Drilling holes in the Service Park tarmac or the concrete ground is strictly prohibited. Teams and competitors shall bring weights for tents or to use other possible alternatives without damaging the tarmac or the concrete ground. On Sunday 10 November, the Service Park Coordinator will inspect the Service Park area to check if there is any violation. Competitors shall accept compensation for damages incurred as a result of such the violation.

5.4 Access to the Service Park

The Service Park will open on Thursday 7 November from 17:00 to 21:00. It will be accessible between 7:00 and 21:00 from Friday 8 to Sunday 10 November.

Private security can be provided for a fee upon request. Extra Service Park facilities and services, such as electricity and internet connection, can also be provided upon request.

Speed limit in the Service Park is 30kph applied equally to all the vehicles including the rally cars. Violation is subject to penalties with a fine.

Please contact Service Park Coordinator Jun'ichi Fukui for directions to your allocated service area.
E-mail: j-fukui@rally-japan.jp

5.5 Retirements and Re-starts

There will be a special overnight Parc Fermé at the Service Park for retired cars to re-start the rally. Any competitor wishing to re-start the rally must present their cars in this Parc Fermé one hour before the start of the next day at the latest. For Priority cars, a scrutineer will accompany a mechanic or a member of the crew when transporting the car from the Service Park to the special overnight Parc Fermé in the evening.

5.6 Available Services

The following services will be provided at various points around the Service Park:

Toilets; waste collection; water supply; and lightings (partially)

The following services are provided by the Organiser upon request and at an additional cost:

Private toilets; hazardous waste collection; private security; telephone and private internet access; power supply; water supply; tents and any necessary office supplies.

Orders can be made by completing the form on Appendix and contact the Organiser.

6 Two-way Radios

The use of two-way radios is strictly regulated in Japan. Those wishing to use a two-way radio must complete the application form "Application for Radiocommunication Licences (Frequency Assignment)" on the Entry Booklet, with specifications such as the frequency, model number and transmission output of the radio. This must be submitted to Rally Japan Management Office by 7 September. Some two-way radio may not be permitted depending on frequency and transmitting output.

7 Fuel / Tyres

7.1 Fuel

No leaded petrol allowed in this event. Levels of lead will be checked in JIS K2255 test.

International class competitors may use FIA fuel conforming to the FIA International Sporting Code, Appendix J, Art. 252.9. The FIA fuel shall be arranged by the competitor himself and bring it to the designated location.

Between the close of scrutineering and the rally finish, refuelling can be done at the designated petrol stations shown on the Road Book.

7.2 Tyres

7.2.1 Permitted Tyres

No studded tyres are permitted in this event.

7.2.2 Tyre Quantities

No restrictions are placed on the maximum quantity of tyres.

8.1 Japanese Traffic Law / Customs Clearance

To make temporary imports into Japan, please read below for customs clearance.

1) **FIA CARNET** is required and mandatory for all overseas registered cars (i.e. rally cars, recce cars, service vans and other cars) that are to drive on public roads in Japan. The FIA Carnet is to be issued by the ASN of the country in which the vehicle is registered, and in order to clear customs with the FIA Carnet, a JAF certification (issued via the Organiser) is required. The FIA Carnet and the certification serve as a temporary compliance document which should be carried in the vehicle at all time, ready to show whenever police and/or other authorities need to. All automobiles (incl. rally cars) driving on public roads must be covered by *Jibaiseki* (compulsory third party insurance).

NOTE: Cars from countries not ratified by Geneva Convention (The 1949 Geneva Convention on Road Traffic) will be required to undergo car inspection upon arrival in Japan and registered domestically, even if such the car has FIA Carnet. The inspection and registration require time and fees.

* If the user of the car is different from the person registered in the Carnet, an appropriate application form for declaration must be submitted prior to the customs clearance.

2) **ATA CARNET** is needed for importing tools, parts, tyres and promotional items. All items imported under the ATA Carnet are to be re-exported after the rally. Even if only temporarily, the import of contraband goods is prohibited.

3) **PRO FORMA INVOICE** - please contact the Organiser or your freight agent on use of pro forma invoices. Application for special permission to import hazardous goods, such as high pressure gas cylinders and medical supplies, must be submitted with required documents. You shall arrange importing such items by yourself. Anyone wishing to import vehicles and goods for the event are recommended to contact the official freight agent. Contact detail will be available shortly.

8.2 Regulations on Cars

Cars competing this rally must comply and observe all the relevant domestic laws and regulations such as the Road Vehicles Act and the Road Traffic Law, as well as the JAF National Sporting Regulations for Vehicles (lighting devices, noise level, etc) except when the FIA International Sporting Code, Appendix J defines otherwise.

8.2.1 Classes

8.2.1.1 FIA International

Cars eligible to enter this class are those conforming to the 2019 FIA Regional Rally Sporting Regulations, Art. 4; and the 2019 FIA Regional Rally Sporting Regulations V4 (APRC), Art. 4 (incl. those eligible national/regional cars).

8.2.2 Japan Super Rally Series (JSR) *non-championship event (not included in the season points)

4WD Class: Cars complying with 2019 FIA Regional Rally Sporting Regulations, Art. 4; or JSR

2WD Class: Cars complying with 2019 FIA Regional Rally Sporting Regulations, Art. 4; or JSR

8.2.3 National

Cars eligible to enter this class are R, RJ, RPN, AE and RF conforming to the 2019 JAF National Sporting Regulations, Volume 2 "Regulations on Rally Cars".

8.2.2 Cars Registered Outside Japan

For cars that are not permanently registered in Japan, two documents (below (a) and (b)) are required and must be carried in the car at all times. (c) is optional but highly recommended.

- (a) **A translation of the Carnet**, issued by JAF and distributed by the Organiser. This document serves as a temporary vehicle compliance document. For rally cars this is included in the entry fee, however for other cars minimal processing charge will be applied.
- (b) **'Jibaiseki', compulsory vehicle liability insurance**. Every automobile (incl. rally cars) that drives on public roads in Japan are required to be covered by it. The policy can be purchased at 6,500JPY for cars not registered in Japan.
- (c) **Rally car insurance** (third party insurance). This is recommended for rally cars and recce cars. The insurance premium is 25,000JPY.

8.3 Driving in Japan

Overseas visitors shall have a valid Japanese licence or International Driving Permit to drive on public roads. Only the International Driving Permits issued under the 1949 Geneva Traffic Convention (stated as such, on the front of the document) is valid to drive in Japan. Please contact the organiser if you are unable to obtain such a licence.

German, French, Swiss, Italian, Belgian and Taiwanese driving licence holders may request a translation of their licence from JAF. The combination of this translation and your original driving licence is accepted as valid alternative to the 'Geneva Convention' International Driving Permit. If your driving licence is not any of the above, you will be required to take a practical test to switch to a local licence (referred to as "*Gaimen Kirikae*"). For more detail on *Gaimen Kirikae*, please refer to the following website: <http://www.jaf.or.jp/e/switch.htm>

8.4 Insurance

All competition cars registered outside Japan shall carry compulsory third party insurance (*jibaiseki*) and voluntary bodily injury/property damage insurance that will be effective throughout the event. Within the scope of each provision shown below, the competition cars registered outside Japan and their crew members are covered by the insurance arranged by the organiser.

* All figures are converted at 110JPY into a USD.

8.4.1 Special Stages

Coverages for Special Stage spectators are as follows.

- 1) Death: up to 100,000,000JPY (equivalent to 953,000USD)
- 2) Hospitalisation: 7,500JPY per day (72USD/day) *Maximum 180 days from the day of the accident
- 3) Outpatient treatment: 5,000JPY per day (47USD/day)
*Maximum 90 days within 180 days from the day of the accident.

8.4.2 Liaison

Coverages for public liability (bodily injury/property damage) on road sections are as follows.

- 1) Death/injury: unlimited
- 2) Property damage: up to 5,000,000JPY (48,000USD) *Accidents on Special Stages will also be covered.
- 3) Passenger: up to 5,000,000JPY (48,000USD)

*Hospitalisation will be covered maximum 180 days from the day of the accident.

*Outpatient treatment will be covered maximum 90 days within 180 days from the day of the accident.

The coverage of the Organiser-arranged insurance will come into effect at the start of LEG1 and cease at the finish or at the moment of retirement or exclusion. Service vehicles, including those bearing official plates issued by the Organiser, will never be considered as official participants of the rally, thus they are not covered under the insurance policy of the rally and will remain sole responsibility of each owner.

8.4.3 Rally Cars Registered in Japan

All competition vehicles registered in Japan must be covered by voluntary third party insurance valid for the entire rally competition. The insurance must cover:

- 1) Death/injury: up to 20,000,000JPY (180,000USD) or over
- 2) Property damage: 2,000,000 (18,000USD) or over
- 3) Passenger: 10,000,000JPY (91,000USD) or over

*JMRC mutual aid system (solatium) can be used for Passenger insurance.

The insurance above can also be arranged by the rally secretariat. Download the application form from the website. Your insurance application must be submitted with the rally entry form.

8.4.4 Insurance for Team Members (except crew)

Coverages for public liability (bodily injury/property damage) on road sections are as follows.

- 1) Death: up to 10,000,000JPY (91,000USD)
- 2) Hospitalisation: 5,000JPY per day (45USD/day) *Maximum 180 days from the day of the accident.

Premium is 550JPY (5USD) per person which is valid for one week.

8.5 Traffic Rules Unique to Japan

Japan is unique in its traffic rules. Road signs are almost the same as the global standard, but some are different of which particular attention should be given to the STOP sign. Stop signs in most countries are in hexagon while those in Japan are in inverted triangle having similar appearance to "Give Way". Vehicles have to come to a full stop before crossing any railway tracks. Typical speed limits are 40kph in urban areas and 60kph elsewhere unless otherwise indicated on speed limit signs.

Full details can be found on the National Police Agency website:

https://www.keishicho.metro.tokyo.jp/multilingual/english/traffic_safety/traffic_rules/index.html



9 Helicopters

All helicopters flying in support of the rally must be pre-registered with the Organiser. There will be a standard protocol to control rally airspace and only registered aircraft will be permitted to fly in this space. The helicopter registrations are subject to fees. A schedule of landing sites and GPS locations will be available later. Attendance at the pilot's briefing is obligatory for all pilots. Closing date for helicopter registrations is Saturday 31 August.

10 Hospitality Arrangements

Those wishing to offer hospitality to your VIP clients, please contact the management office.

11 Accommodation Bookings

Accommodation is not included in the entry package. The event's official hotel agency will assist you in arranging accommodation for your stay during the rally. Details are shown on the page 14 "4.10 Accommodation". Otherwise you may make arrangements by yourselves.

12.1 Reconnaissance Schedule

Two reconnaissance sessions will be conducted on competition crew under the Organiser's control. Reconnaissance #1 takes place on Thursday 7 November between 8:30 and 19:00, and reconnaissance #2 on Friday 8 November between 7:00 and 13:30. Registrations for reconnaissance #1 open at Rally HQ on Wednesday 6 between 15:00 and 19:30, and for #2 on Thursday 7 between 8:00 and 9:00 where each crew must receive a "recce card" and a "vehicle identification card". The reconnaissance schedule will be shown on the Supplementary Regulations, Appendix 2.

12.2 Reconnaissance Vehicle

Reconnaissance must be performed on a car with no livery.

12.3 Reconnaissance Tyres

Road-homologated series production tyres for asphalt must be used for reconnaissance.

12.4 Rules for Crew to Observe

12.4.1 The vehicle identification card must be prominently affixed at all times during the course of reconnaissance.

12.4.2 Crews are authorised to drive a maximum of two passages on each special stage within the given time unless you make it to each stage before closing time. Special stages run twice are considered to be one special stage.

12.5 Traffic Controls

12.5.1 During reconnaissance, competitors must comply strictly with the road traffic laws and any further requirements of the Organiser as published on the Supplementary Regulations or bulletins. At all times, the safety and rights of other road users must be respected. Officials may monitor the behaviour of competitors on the reconnaissance route with visual contact, measuring device, photograph or video. All offences will be reported to the Stewards who may impose a maximum penalty of refusal of rally start.

12.5.2 Speed limits as signposted on all roads used during reconnaissance must be observed. Failure to comply will result in a penalty to be applied by the Stewards according to the 2019 FIA Regional Rally Sporting Regulations, Art. 20.2.

12.6 GPS Tracking Device

Safety Tracking

According to the FIA Regional Rally Sporting Regulations, Art. 65.2, the use of a safety tracking system is strongly recommended. For safety and operational purposes, all competition cars taking part in Central Rally Aichi/Gifu 2019 must be equipped with a RallySafe tracking system.

How it Works

Tracking system equipped with iridium satellite and low-powered radio allows the vehicle to communicate with each other: transmit information to and from the car and enables you to see it on the monitor. The information includes a car ahead of you is slowing down or stationary; and whether the track is clear (OK) or required urgent assistance (SOS) when a car ahead is stationary.

More details on the system are available on RallySafe website <<http://rallysafe.com.au/>>.

RallySafe Components

Item to hire:

RallySafe main unit (the monitor on the upper left)

Items to be arranged by yourself:

Antenna kit (all other items than the monitor) including antenna, brackets and cables.

The kit is available for purchase at:

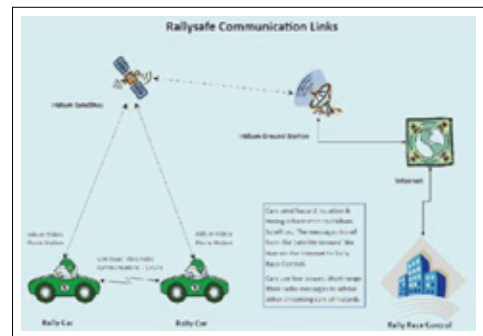
- **RallySafe online shop** <<http://rallysafe.com.au/>>
175.00 - 185.00AUD (plus shipping & import duties)
- **TERZOMARUMURA LLC.** <<https://terzo.thebase.in/items/19278460>>
25,000JPY (plus tax)

Antenna kit will be sold onsite as well in very limited supply. Note, however, that it will come with a higher price and the delivery is scheduled immediately before scrutineering. Therefore we strongly recommend you to buy in advance.

You must install the antenna kit by yourself by the time scrutineering commences on Friday 8 November. The RallySafe main unit (monitor) will be rented at the time of scrutineering. Install the unit on your car and have its operation check done by a RallySafe staff.

Unit Return

The RallySafe main unit shall basically be collected at the entry of the final Parc Fermé. Uninstall the unit at the final service and return it to a RallySafe staff at the Parc Fermé. In case you are unable to return the unit at the Parc Fermé due to retirement or any other incident, get it back to the rally secretariat at the HQ no later than Sunday 10 November at 19:00. Failure to do so may result in a return by international mail/courier at your own expense.



RallySafe Full Functionalities Summary

Standard Functions	Detail
Transport (Liaison) Screen	Displayed throughout the event in transport stage
Stage Screen	Displayed whenever vehicle is in competition
Push to Pass	Warns slower forward vehicles that you intend to overtake
Slow Car	Warns following drivers that a vehicle ahead has reached minimum speed
Hazard (Yellow Screen)	Warns following drivers that a vehicle ahead is stationary and is in hazardous position. Distance to hazard is displayed
OK (Green Screen)	Warns oncoming drivers that a vehicle ahead is stationary but not in a hazardous position. Approaching vehicles are safe to pass at current speed. Distance to hazard is displayed
SOS (Red Screen) Flasing	Warns oncoming drivers that a vehicle ahead is stationay, in a hazardous position and is in need of urgent assistance. Distance to hazard is displayed
SOS (Red Screen) Solid	Warns oncoming drivers that a vehicle ahead is stationay, in a hazardous position and it has been acknowledged that assistance is required. Distance to hazard is displayed
Timing	Timing unit has the ability to time from 1 sec to 0.1 sec depending on event requirements (timing to 0.01 sec is in development). Stage times can be viewed on screen.
Additional Functions	Detail
Stalled Car on Grid Race Safe only	Warns cars of stalled vehicle ahead and displays distance to the vehicle. Grid position can also be displayed
Flag Signals	Any flag signals can be displayed automatically or manually by Rally HQ. Can include Red flag or Stage downgrade.
Speed Restrictions	All forms of speed restrictions are displayed and logged from Restricted speed zones to service point speeds etc
Max Speed	Warns competitors that they have reached or exceeded the maximum speed allowed for the event. This notification is logged to unit and can be reviewed for infringement identification
Virtual Footage	Virtual footage of vehicles is available

RallySafe Video Tutorial

<http://rallysafe.com.au/competitors-tm>

13.1 Scrutineering

13.1.1 Scrutineering Venue and Timetable

Venue Scrutineering Garage in Expo Park

Date Friday 8 November between 10:00 and 16:00

Marking of gearboxes and differentials (incl. spare ones) for all cars, and sealing of turbocharger for turbocharged cars will be performed at scrutineering in accordance with the communication schedule that will be issued before 7 November 2019.

After scrutineering, if a car is found not to comply with technical and/or safety regulations, the Stewards may set a deadline before which the car must be made to comply, or may refuse the start.

13.1.2 Mud Flaps

Competition cars may be equipped with mud flaps in conformity to the FIA International Sporting Code, Appendix J, Art. 252.7.7.

13.1.3 Windows / Nets

The use of silvered or tinted films on the side and on the rear window is authorised in accordance with the FIA International Sporting Code, Appendix J, Art. 253.11.

13.1.4 Crew's Safety Equipment

All crew must come with homologated crash helmet, racing overall, underwear, gloves, shoes, balaclava and FHR (such as HANS). All those equipment must be presented for scrutineering to be checked for compliance with the FIA International Sporting Code, Appendix L, Chapter III.

13.1.5 Noise Level

Temporarily imported cars must comply with the noise level regulations of the country which the car is registered in. Cars registered in Japan must be compliant with the Road Transport Vehicle Act, Art 3.

13.1.6 National Regulations

Unlicensed use of radio is not permitted. See page 16 "6 Two-way Radios".

13.1.7 Emergency Stop Switch (Kill Switch)

All competition cars on the International Class must be equipped with an emergency stop (kill) switch that complies with the FIA International Sporting Code, Appendix J, Art. 253.13.

13.1.8 Fire Extinguisher

All cars must be equipped with an extinguishing system in compliance with the FIA International Sporting Code, Appendix J, Art. 253.7.

13.1.9 Special Requirements

Each competition car must carry two red reflective triangles, flare, red beacon, tow rope, first aid kit, and a red "SOS" sign and on the reverse a green "OK" sign in A3 format, all of which must be kept within easy reach.

13.1.10 GPS Tracker

All competition cars taking part in Central Rally Aichi/Gifu 2019 must be equipped with a RallySafe safety tracking (GPS) system. All competitors must make provision in their cars for the installation of the system. The correct functioning and installation of the system will be checked at scrutineering.

13.1.11 On-board Camera

The entrant of any car which carries an on-board camera must make a prior application at the same time as your rally entry. Whether the camera is installed inside or out of the car, you are required to have it properly installed by the time of scrutineering. Authorised cameras will be identified by an adhesive decal. No unauthorised shooting allowed. All rights of the on-board camera footage are reserved by the Organiser and consequently the Organiser may demand submission of any such footage.

13.2 Post Event Scrutineering

Venue Scrutineering Garage in Expo Park (TBC)

Date Sunday 10 November at 18:10 –

13.3 Advertising and Rally Plate

13.3.1 Windows

Advertising is allowed on the car body including the roof while those on top of the front windscreen is allowed only on the cars registered outside Japan. The advert size must be 10cm or smaller in height from the top edge of the front windscreen, and 8cm or smaller in height from the top edge of the rear windscreen.

13.3.2 Restrictions

There are no restrictions on advertising, including those of alcoholic beverages and tobacco, to be affixed on the competition cars and team wears.

13.3.3 Rally Plates and Competition Numbers

The organiser will provide each crew with a set of a rally plate and identification numbers in accordance with the 2019 FIA Regional Rally Sporting Regulations, Art.18 and 19. As detailed on Appendix 4, they must be affixed to their car in the positions prior to scrutineering and must be visible for the duration of the rally. A fine of 54,000JPY will be imposed on violators.

14 Shakedown

Date Friday 8 November between 16:00 and 17:00 (TBC)

Venue Expo Park SS Reverse Short Course (TBC)

Distance approx. 2.0km

15 Start of the Rally

- Date** Friday 8 November 18:00 – (TBC)
Venue Ceremonial Start Area in Expo Park (TBC)
Procedure The rally starts one after another with a flag off given by a guest. The start interval will be directed by rally marshals.

16 Finish of the Rally

- Date** Sunday 10 November around 18:04 – (TBC)
Venue Finish Podium in Expo Park (TBC)
Procedure Top three finishers (crew) in each class will claim a podium for the provisional prize-giving ceremony. All others are asked to pass through the podium.

17 PR Activities

17.1 Press Conference

- Date** Friday 8 November 17:00 – (TBC)
Venue Media Centre in Expo Park (TBC)
Attendee Top crew in each class

17.2 Opening Ceremony and Photocall

- Date** Friday 8 November 17:30 – (TBC)
Venue Start Podium in Expo Park (TBC)
Attendee Attendance is mandatory for all crew. Guests will be invited.

17.3 Ceremonial Start

As described in “15 Start of the Rally” above.

17.4 Ceremonial Finish

As described in “16 Finish of the Rally” above.

18 Media Accreditation

Those wishing to cover “Central Rally Aichi/Gifu 2019” are asked to apply online for media accreditation at <<https://central-rally.jp/en/media/>> between 15 and 31 October.
For enquiries, please contact Rally Japan Media Relations Office at <media@rally-japan.jp>.



Official (dark blue)




Steward (red)



Media (green)



Guest · Sponsor (orange)



Exhibitor (yellow)



Entrant (light blue)



Service (purple)



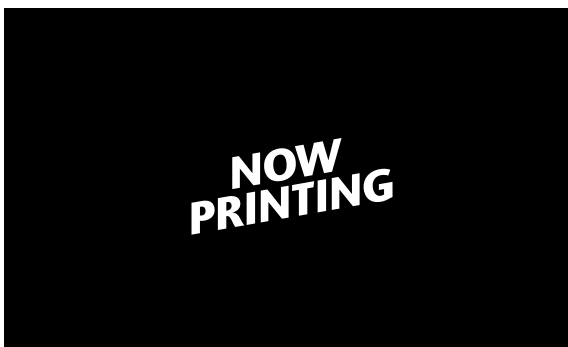
Staff (grey)



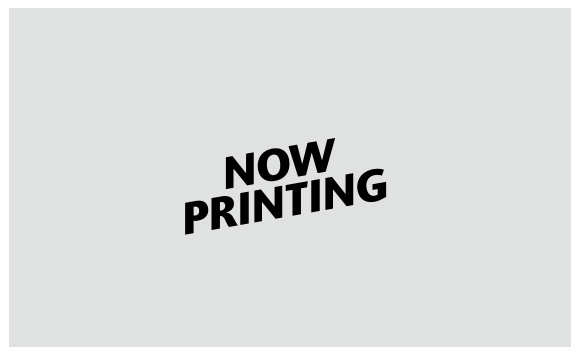
ACCR

Spectators Admission Passes

Expo (Morikoro) Park	Mikawako	Inabu	Shitara



Car Pass for Entrant



Car Pass for Guest

20.1 Emergency Numbers

Ambulance / Fire 119 **Police** 110

20.2 Hospitals

Tomei Byoin

1-1110 Sakuta, Nagakute, Aichi
N 35°11'31.3", E 137°02'59.5"
TEL +81 (0)561 62 7511
www.med-junseikai.or.jp/tomei/

Tosei General Hospital

160 Nishioiwake-cho, Seto, Aichi
N 35°13'33.2", E 137°04'54.4"
TEL +81 (0)561 82 5101
www.tosei.or.jp/index.html

Nisshin Orido Hospital

110 Nishitamen, Orido-cho,
Nisshin, Aichi
N 35°07'24.4", E 137°02'28.6"
TEL +81 (0)561 73 7771
<http://daiikai.jp>

Emergency Medical Support (Trauma and Acute Critical Care Centres)

Below are the Trauma and Acute Critical Care Centres as tertiary medical facilities providing 24-hour medical care for those who need urgent diagnostic treatment. They accept severe cases only transported from primary/secondary medical facility and by ambulance/HEMS. During the course of the rally, Rally HQ will arrange an ambulance for any case requiring acute care.

Aichi Medical University Hospital

1-1 Yazakokarimata, Nagakute, Aichi
N 35°11'29.4", E 137°02'55.8"
TEL +81 (0)561 62 3311
www.aichi-med-u.ac.jp/hospital/

Gifu University Hospital

1-1 Yanagido, Gifu, Gifu
N 35°28'06.9", E 136°44'01.1"
TEL +81 (0)58 230 6000
www.hosp.gifu-u.ac.jp

When you need medical care (for non acute cases) during the rally weekend, the local information services below will be of help to find out a hospital to address your symptom.

- AICHI hospital information: 052 263 1133
- GIFU hospital information: 058 262 3799

20.3 Pharmacies (drugstores near Service Park)

Shop Name	Location (GPS Coordinates)	Phone	Shop Hours
Drug Sugiyama Nagakute Store	N 35°10'17.1", E 137°02'41.4"	0561 62 9381	10:00 – 21:00
Sugi Drug Nagakute Store	N 35°10'20.1", E 137°01'58.9"	0561 64 2515	9:00 – 22:00
B&D Nagakute Higashiura Store	N 35°10'20.1", E 137°01'58.9"	0561 42 5501	10:00 – 22:00
AEON Pharmacy	N 35°10'24.7", E 137°03'02.4"	0561 61 5520	9:00 – 22:00
V · Drug Nagakute Store	N 35°10'38.7", E 137°02'14.2"	0561 63 1731	9:00 – 21:00

20.4 Towing Services

The Organiser will arrange towing lorries to be on standby in each Special Stage. In case of an accident occurred in SS, the lorry will tow the accident car off the SS (paid service).

Contact Rally HQ for other towing services than the above.

21.1 Hotels

Hotel Name	Location (GPS Coordinates)	Phone	Website	Distance
Via Local Roads				
Seto Park Hotel	N 35°13'40.3", E 137°06'08.8"	0561 85 3333	www.setoparkhotel.co.jp	6.8km
Sunplaza Seasons	N 35°11'25.2", E 137°01'03.3"	0573 26 2121	www.sunplaza-seasons.jp	11.2km
Izumi Inn	N 35°02'54.6", E 137°00'22.7"	0562 93 0093	www.mb.ccnw.ne.jp/izm	18.8km
Sir Winston Hotel Nagoya by the Strings	N 35°08'16.7", E 136°57'48.3"	052 861 7901	www.strings-hotel.jp/yagoto	16.7km
Hotel Rubla Ohzan	N 35°10'00.5", E 136°56'54.9"	052 762 3105	www.rubura.org/	13.6km
Hotel Route Inn Nagoya Imaike Station	N 35°10'11.7", E 136°56'07.7"	052 745 3211	www.route-inn.co.jp/hotel_list/aichi/index_hotel_id_591/	13.7km
Mielparque Nagoya	N 35°10'16.9", E 136°55'43.8"	052 937 3535	www.mielparque.jp/nagoya/	16.8km
Via Toll Road "E1" towards Toyota				
Royal Hotel Uohachi	N 35°04'15.8", E 137°06'58.8"	0565 28 7700	http://uohachi.co.jp/	17.4km
AB Hotel Toyota Motomachi	N 35°04'46.0", E 137°07'28.7"	0565 31 8005	www.ab-hotel.jp/motomachi/	18.0km
Hotel Matsukaze	N 35°03'43.3", E 137°08'24.9"	0565 28 2797	www.hotelmatukaze.com/	19.3km
Via Toll Road "Sanage Green Road"				
Sanage Onsen Hotel Kinsenkaku	N 35°10'56.9", E 137°09'07.9"	0565 45 6111	www.sanageonsen.jp	11.4km
Via Toll Road "E1" towards Kasugai and Komaki				
Hotel Grand Tiara Kasugai	N 35°15'51.0", E 136°59'30.0"	0568 89 1122	www.grandtiara.com/kasugai/	21.8km
Castle Inn Komaki	N 35°17'37.8", E 136°54'31.5"	0568 71 1230	https://hpdsp.jp/castle-inn-komaki/	30.6km
AB Hotel Komaki	N 35°17'40.3", E 136°54'16.1"	0568 71 1005	www.ab-hotel.jp/komaki/	33.0km
Route-Inn Grantia Komaki	N 35°16'58.8", E 136°53'37.6"	0568 71 0011	www.hotel-grantia.co.jp/komaki/	32.6km
Komaki City Hotel	N 35°17'18.1", E 136°55'36.4"	0568 75 0075	www.greens.co.jp/komaki/	32.6km
Meitetsu Komaki Hotel	N 35°17'21.3", E 136°55'41.1"	0568 75 7111	www.mei-komakihotel.co.jp/	28.1km
Via Toll Road "C3" towards Kachigawa				
Hotel Plaza Kachigawa	N 35°13'51.3", E 136°57'23.5"	0565 58 3500	www.theplaza.co.jp/	19.7km
Business Hotel Fiz Nagoya Airport	N 35°14'46.5", E 136°55'18.9"	0568 65 6110	www.hotel-fiz.com/	23.1km

Hotel Name	Location (GPS Coordinates)	Phone	Website	Distance
5-Star Hotels in Nagoya City Centre				
Hilton Nagoya	N 35°10'03.6", E 136°53'41.1"	052 212 1111	www.hiltonnagoya.com/	26.6km
Nagoya Kanko Hotel	N 35°10'07.1", E 136°53'42.9"	052 231 7711	www.nagoyakankohotel.co.jp/	26.4km
Hotel Nagoya Castle	N 35°11'08.9", E 136°53'44.3"	052 521 2121	www.castle.co.jp/hnc/	28.5km
Nagoya Marriott Associa Hotel	N 35°10'16.0", E 136°53'03.0"	052 584 1111	www.associa.com/nma/	27.0km

21.2 Other Facilities

Shop Name	Location (GPS Coordinates)	Phone	Shop Hours
Convenience Stores near Service Park			
Ministop, Toyota Yakusa-cho	N 35°10'38.6", E 137°06'22.6"	0565 48 6262	24 hours
FamilyMart, Nagakute IC	N 35°10'22.5", E 137°03'47.2"	0561 64 5117	24 hours
Seven-Eleven, Maeguma Nagakute	N 35°10'33.5", E 137°04'20.0"	0561 63 7890	24 hours
FamilyMart, Nagakute Park West	N 35°10'04.0", E 137°04'59.8"	0561 64 2012	24 hours
Supermarkets			
Apita, Nagakute	N 35°10'21.0", E 137°02'18.2"	0561 63 6777	10:00 – 21:30
Aoki Super, Nagakute	N 35°10'21.7", E 137°02'23.3"	0561 62 9066	10:00 – 20:00
Mall			
AEON Mall, Nagakute	N 35°10'23.2", E 137°03'03.3"	0561 63 7711	10:00 – 22:00
DIY Store			
Royal Home Center, Nagakute	N 35°10'21.1", E 137°03'04.5"	0561 62 9088	06:30 – 20:30

Bank Name	Location (GPS Coordinates)	Opening Hours
ATM		
Seto Yamaguchi Post Office (Japan Post Bank)	N 35°11'58.99", E 137°5'46.29"	Mon-Fri: 9:00 – 17:30 Weekends & holidays: 9:00 – 17:00
Juroku Bank, AEON Mall Nagakute	N 35°10'24.65", E 137°3'2.35"	10:00 – 22:00
MUFG Bank, AEON Mall Nagakute	N 35°10'24.65", E 137°3'2.35"	10:00 – 22:00 (every third Fri: 9:00 – 21:00)
Japan Post Bank, AEON Mall Nagakute	N 35°10'24.65", E 137°3'2.35"	Mon-Sat: 10:00 – 22:00 Sun & holidays: 10:00 – 21:00
Ogaki Kyoritsu Bank, AEON Mall Nagakute	N 35°10'24.65", E 137°3'2.35"	Mon-Sat & holidays: 10:00 – 22:00 Sun: 10:00 – 21:00
The Bank of Nagoya, AEON Mall Nagakute	N 35°10'24.65", E 137°3'2.35"	Mon-Fri: 10:00 – 22:00 Weekends & holidays: 10:00 – 21:00
Aichi Bank, AEON Mall Nagakute	N 35°10'24.65", E 137°3'2.35"	10:00 – 22:00

Shop Name	Category	Location (GPS Coordinates)	Phone	Opening Hours
Food Deliveries				
Pizza Hut, Nagakute	Pizza	N 35°10'30.92", E 137°2'10.56"	0561 67 6300	11:00 – 23:00
Domino's Pizza, Irigaikekoen	Pizza	N 35°10'2.46", E 137°2'0.9"	0561 64 7711	11:00 – 24:00
Sushi Gin no Sara, Fujigaoka	Sushi	N 35°10'39.82", E 137°1'3.67"	052 769 3451	10:00 – 21:30
Takuhai Cook 123, Seto	Bento (lunch box)	N 35°13'36.0", E 137°6'21.82"	0561 89 7712	9:00 – 18:00
Kasaneya, Fujigaoka	Pork Cutlet	N 35°10'32.0", E 137°01'25.5"	052 768 6139	10:30 – 22:00

Late-night Eats				
Joyfull, Aichi Seto	Diner-style Restaurant	N 35°12'32.89", E 137°4'41.46"	0561 89 5507	24 hours
Bikkuri Donkey, Nagakute	Hamburg Steak	N 35°10'15.32", E 137°2'48.49"	0561 62 8995	11:00 – 2:00
Gusto, Seto	Diner-style Restaurant	N 35°12'50.34", E 137°4'18.11"	0561 89 2701	8:00 – 2:00
Saizeriya, Nagakute	Casual Italian	N 35°11'30.76", E 137°2'26.62"	0561 64 7015	11:00 – 24:00
Gusto, Irigaikekoen	Diner-style Restaurant	N 35°9'52.79", E 137°2'16.63"	0561 64 1325	Mon-Fri: 8:00 – 2:00 Sat & Sun: 7:45 – 2:00
Gyoza no Ohsho, Nagakute	Chinese	N 35°10'21.95", E 137°1'51.23"	0561 62 6907	Mon-Sat: 11:00 – 3:30 Sun: 11:00 – 0:30

Shop Name	Location (GPS Coordinates)	Phone	Website
Door-to-door Delivery Services			
Yamato Transport, Aichi	N 35°10'29.3", E 137°04'24.7"	0561 61 5005	www.kuronekoyamato.co.jp
Meitetsu Transportation, Nagoya Higashi	N 35°09'48.2", E 137°05'12.0"	0561 61 2411	www.meitetsuunyu.co.jp
Sagawa Express, Meito	N 35°10'25.2", E 137°01'12.0"	052 704 0052	www.sagawa-exp.co.jp

Shop Name	Category	Location (GPS Coordinates)	Phone	Opening Hours
Auto Garages				
LUCK Co., Ltd.	Motorsport Tuning	N 35°10'33.5", E 137°03'42.5"	0561 63 0101	9:00 – 20:00
Renault, Nagoya Higashi	Renault Dealer	N 35°10'15.59", E 137°2'52.28"	0561 76 6700	10:00 – 19:00
Honda Cars, Seto Hishino	Honda Dealer	N 35°12'36.84", E 137°5'11.03"	0561 82 1251	9:30 – 19:00
Toyota Collora Chukyo, Seto Akashige	Toyota Dealer	N 35°12'37.11", E 137°4'45.45"	0561 84 6101	9:30 – 18:00
Netz Toyota Higashinagoya, Nagakute	Toyota Dealer	N 35°10'18.07", E 137°2'39.66"	0561 63 8833	10:00 – 19:00
Suzuki Jihan Chubu, Nagakute	Suzuki Dealer	N 35°11'0.1", E 137°2'26.85"	0561 64 1230	10:00 – 18:30
Netz Toyota Chukyo, Seto	Toyota Dealer	N 35°12'11.31", E 137°3'8.34"	0561 84 6661	10:00 – 19:00
Nissan Prince, Nagoya Seto	Nissan Dealer	N 35°12'8.15", E 137°3'2.77"	0561 85 1332	
Aichi Nissan Motor, Owariasahi	Nissan Dealer	N 35°12'7.72", E 137°2'57.31"	0561 52 5551	10:00 – 19:00
Mazda Ēfini, Seto	Mazda Dealer	N 35°13'2.95", E 137°4'33.35"	0561 85 3131	10:00 – 19:00
Chubu Mitsubishi, Green Road	Mitsubishi Dealer	N 35°10'19.78", E 137°2'12.62"	0561 63 2611	10:00 – 19:00
Audi, Meito	Audi Dealer	N 35°10'18.21", E 137°2'10.92"	0561 65 0373	9:30 – 19:00
Toyota Collora Nagoya, GR Garage Nisshin Takenoyama	Toyota Dealer	N 35°9'39.99", E 137°2'28.66"	0561 74 7571	10:00 – 18:30

22.1 Special Stages

SS No.	SS Name	SS Distance
SS1/5	Nukata	13.58km
SS2/6	Mikawako	14.95km
SS3/4	Okazaki Central Park	1.50km
SS7/12	Akechi	3.86km
SS8/13	Inabu	14.76km
SS9/14	Shitara	14.51km
SS10/11	Expo Short	1.14km

* Details on the Special Stages are shown on the Supplementary Regulations or in a bulletin.

22.2 Hospitality Lounge

Hospitality lounge will be open to the competitors, team members, team guests and sponsors. Two each lounge passes per car will be provided to the Open/JSR participants. Extra passes, valid for Sat and Sun, are available at 7,000JPY each upon request. We offer light meals during lunch time on Sun, and non-alcoholic beverages & snacks all day.

Opening Hours (TBC)	Fri 8 Nov	16:00 - 18:00	
	Sat 9 Nov	13:00 - 17:00	
	Sun 10 Nov	9:00 - 16:00	*lunch time: 11:00 - 13:00

22.3 Sponsorship Enquiries

For sponsorship deal, please contact:

Rally Japan Management Office (c/o SAN's Inc.)
Shinjuku Eastside Square 7/F, 6-27-30 Shinjuku, Shinjuku-ku, Tokyo 160-8469
Phone: 03 6897 4823 Fax: 03 6897 4840
E-mail: info@rally-japan.jp

Central Rally Aichi / Gifu 2019 ITINERARY (ver. 3.1)

25 October 2019

Start LEG1 (Section 1, 2)		Saturday, 9 November 2019 (Sunrise 6:20, Sunset 16:50 in Nagakute City)				
TC	LOCATION	SS dist.	Liaison dist.	Total dist.	Target time	First car due
0	Start - (Expo Park)					7:30
RZ 1	Refuel - Petrol Station (Fujioka SS COSMO) Distance to next refuel	(30.03)	(92.25)	(122.28)	(0:20)	(7:50)
1	Miyazaki		58.45	58.45	1:15	8:45
SS1	Nukata 1	13.58	–	–	–	8:48
2	Mikawako		12.17	25.75	0:40	9:28
SS2	Mikawako 1	14.95	–	–	–	9:31
3	Okazaki C Park		29.08	44.03	1:10	10:41
SS3	Okazaki 1	1.50	–	–	–	10:44
RZ 2	Refuel - Petrol Station (Usami Okazaki IC SS) Distance to next refuel	(0.00)	(4.76)	(6.26)	(0:12)	(10:56)
3A	Expo Park Regroup & Technical Zone IN		48.09	49.59	1:10	11:54
3B	Expo Park Regroup & Technical Zone OUT / Service IN	–	–	–	0:10	12:04
Service A (Expo Park)		(30.03)	(147.79)	(177.82)	0:30	
3C	Service OUT	–	–	–	–	12:34
RZ 3	Refuel - Petrol Station (Usami Okazaki IC SS) Distance to Finish	(30.03)	(35.66)	(35.66)	(0:49)	(13:23)
4	Okazaki C Park		40.94	40.94	1:00	13:34
SS4	Okazaki 2	1.50	–	–	–	13:37
5	Miyazaki		20.43	21.93	0:40	14:17
SS5	Nukata 2	13.58	–	–	–	14:20
6	Mikawako		12.17	25.75	0:40	15:00
SS6	Mikawako 2	14.95	–	–	–	15:03
6A	Technical Zone IN		52.53	67.48	1:35	16:38
6B	Technical Zone OUT - Flexi Service IN	–	–	–	0:10	16:48
Flexi Service B (Expo Park)		(30.03)	(126.07)	(156.10)	0:45	
6C	Flexi Service OUT - Parc Fermé IN	–	–	–	–	17:33
For all cars, (except re-starting crew), (Early check in allowed) TC6C will close at -						21:00
Saturday totals		60.06	273.86	333.92		

Section 1

Section 2

Re-Start LEG2 (Section 3, 4)		Sunday, 10 November 2019 (Sunrise 6:21, Sunset 16:50 in Nagakute City)				
TC	LOCATION	SS dist.	Liaison dist.	Total dist.	Target time	First car due
6D	Parc Fermé OUT / Service IN	–	–	–	–	5:50
Service C (Expo Park)		–	–	–	0:15	
6E	Service OUT	–	–	–	–	6:05
RZ 4	Refuel - Petrol Station (Touji Kan Mae SS ENEOS) Distance to next refuel		(2.39)	(2.39)	(0:05)	(6:10)
		(33.13)	(97.66)	(130.79)		
7	Akechi		48.87	48.87	1:25	7:30
SS7	Akechi 1	3.86	–	–	–	7:33
8	Danto		32.04	35.90	1:00	8:33
SS8	Inabu 1	14.76	–	–	–	8:36
9	Nagura		7.65	22.41	0:30	9:06
SS9	Shitara 1	14.51	–	–	–	9:09
RZ 5	Refuel - Petrol Station (Inabu SS ENEOS) Distance to next refuel		(11.49)	(26.00)	(0:38)	(9:47)
		(6.14)	(126.30)	(132.44)		
10	Morikoro		61.23	75.74	2:05	11:14
SS10	Expo Short 1	1.14	–	–	–	11:17
10A	Expo Park Regroup & Technical Zone IN		1.26	2.40	0:05	11:22
10B	Expo Park Regroup & Technical Zone OUT / Service IN	–	–	–	0:10	11:32
Service D (Expo Park)		(34.27)	(151.05)	(185.32)	0:45	
10C	Service OUT	–	–	–	–	12:17
11	Morikoro		0.76	0.76	0:05	12:22
SS11	Expo Short 2	1.14	–	–	–	12:25
12	Akechi		49.99	51.13	1:20	13:45
SS12	Akechi 2	3.86	–	–	–	13:48
RZ 6	Refuel - Petrol Station (Inabu SS ENEOS) Distance to Finish		(24.55)	(28.41)	(0:55)	(14:43)
		(29.27)	(73.85)	(103.12)		
13	Danto		32.04	35.90	1:10	14:58
SS13	Inabu 2	14.76	–	–	–	15:01
14	Nagura		7.65	22.41	0:30	15:31
SS14	Shitara 2	14.51	–	–	–	15:34
14A	Expo Park Podium Holding IN		58.71	73.22	2:00	17:34
	Expo Park Podium Ceremony	–	–	–	0:30	18:04
Sunday totals		68.54	300.20	368.74		

Totals of the Rally		SS	Liaison	Total	%
Saturday	6SS	60.06	273.86	333.92	18.0
Sunday	8SS	68.54	300.20	368.74	18.6
Total	14SS	128.60	574.06	702.66	18.3

Section 3

Section 4

Thursday 7 November

SS Opens	SS	SS No.	No. of Passages Authorized to Drive
9:00 – 10:30	Okazaki	SS3 / SS4	2
10:00 – 12:30	Nukata	SS1 / SS5	2
12:00 – 14:00	Mikawako	SS2 / SS6	2
14:00 – 16:30	Shitara	SS9 / SS14	2
17:30 – 19:00	Expo	SS10 / SS11	2

Friday 8 November

SS Opens	SS	SS No.	No. of Passages Authorized to Drive
8:00 – 9:30	Akechi	SS7 / SS12	2
9:00 – 12:00	Inabu	SS8 / SS13	2

Appendix 3 | Competitors Relations Officer (CRO)



Naoto MARUYAMA

Japanese English

Phone: TBA

CRO's Schedule

Friday 8 November

10:00 – 16:00 Scrutineering Garage

Saturday 9 November

7:30 – 9:05 Start Area (TC0)

11:54 – 13:00 Service Area (TC3A), Expo Park

16:38 – 17:40 Service Area (TC6A), Expo Park

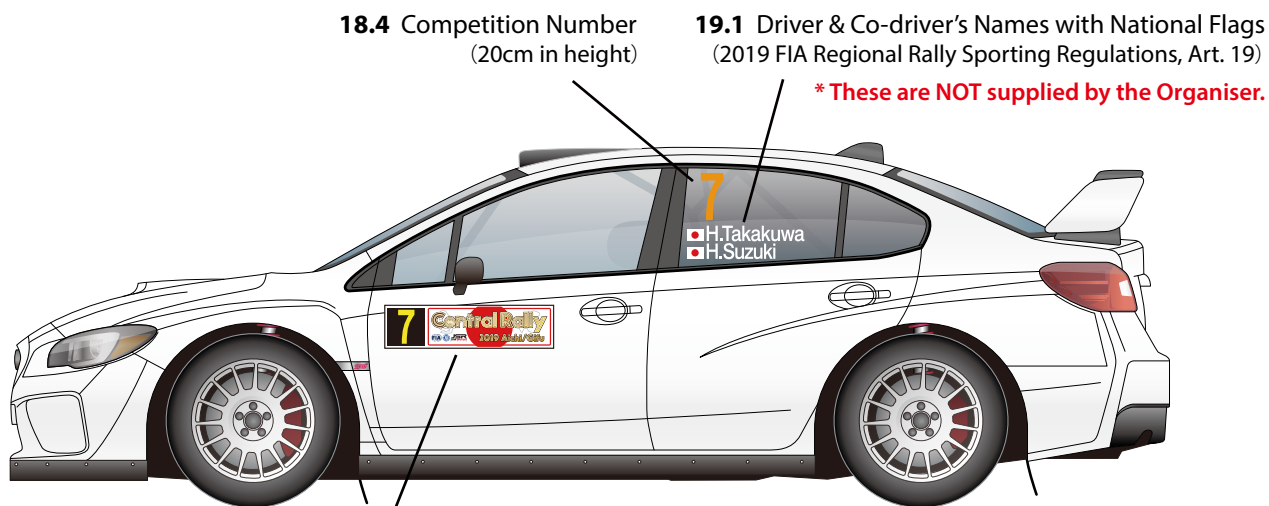
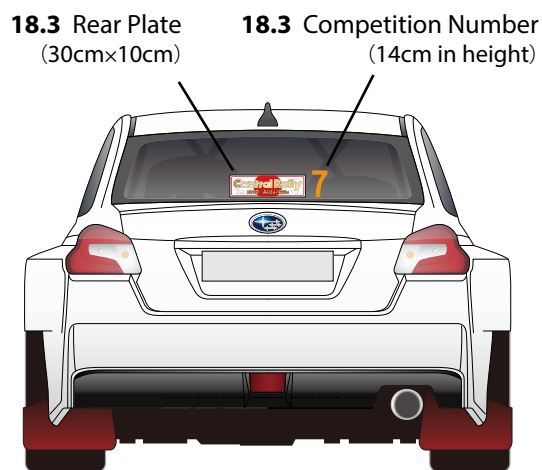
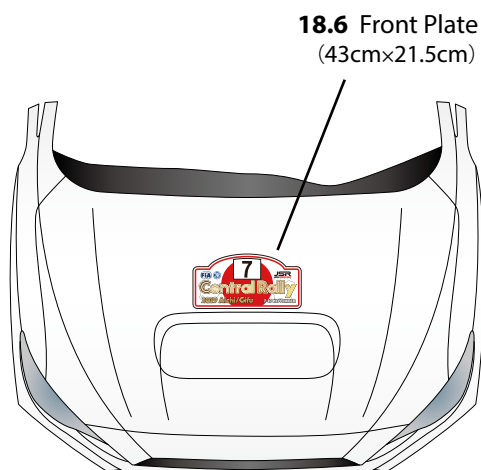
Sunday 10 November

5:50 – 6:30 Parc Fermé (TC6D), Expo Park

11:20 – 12:30 Service Area (TC10A), Expo Park

17:30 – 18:30 Finish Area, Expo Park

Competition numbers, advertising and driver's & co-driver's names shall be properly affixed on the car in conformity with the 2019 FIA Regional Rally Sporting Regulations, Art. 18 and 19. No roof plate will be supplied in this rally.



18.2 Front Door Panel (67cm×17cm)

It must be placed in the direction parallel to the window frame with the number at the front. Allow 7-10 cm space between the bottom edge of the frame and the top edge of the panel.


Competitors are required to read and understand changes and modifications made to the FIA International Sporting Code, Appendix L, Chapter III "DRIVERS' EQUIPMENT".

- 1 Helmets
 - 1.1 Recognised standard
 - 1.2 Frontal Head Restraint system (FHR)
 - 1.3 Conditions of use
 - 1.4 Modifications
 - 1.5 Maximum weight
 - 1.6 Decoration

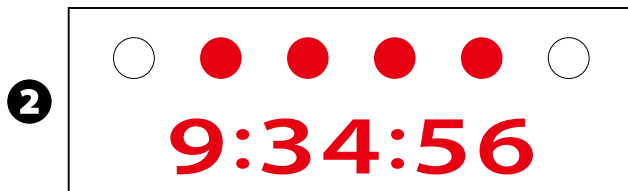
- 2 Flame-resistant Clothing

- 3 Frontal Head Restraint System (FHR)
 - 3.1 Recognised standard
 - 3.2 Conditions of use
 - 3.3 Compatibility and permitted use of items approved to the FIA 8858-2002, 8858-2010, 8860-2004 and 8860-2010 standards.

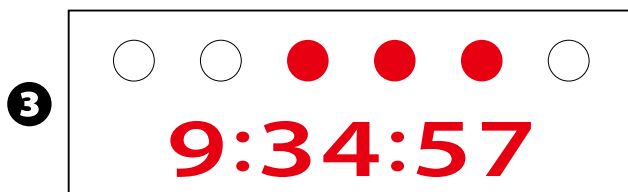
- 4 Safety Belts



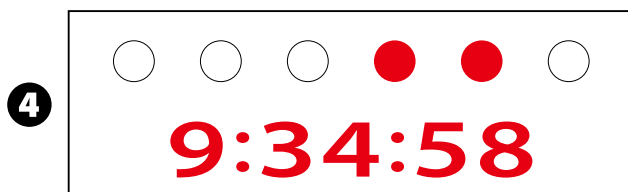
Five red lights are on 5 seconds prior to the start.



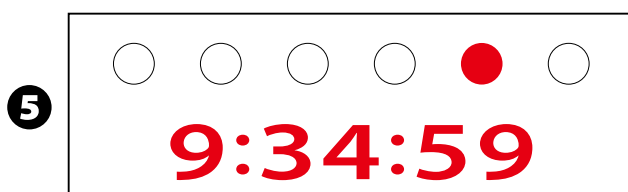
Four red lights are on 4 seconds prior to the start.



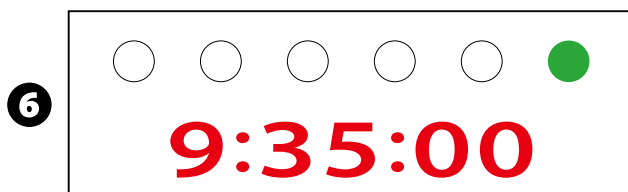
Three red lights are on 3 seconds prior to the start.



Two red lights are on 2 seconds prior to the start.



One red light is on 1 second prior to the start.



All the red lights are extinguished and one **GREEN** light is on to signal the start of the rally.

- In case a false start is detected, i.e. car passes the start line before the green light is given, the signals are **FLASHING**.
- In the event of the system failure, the start procedure will be performed manually by the start marshal's countdown aloud on a 30-15-10-5-4-3-2-1 sec basis.
- Start signals in SS11 and 12 may differ from those above.

